




Photo



Descriptions

A ceramic filter equipped with newly developed nano-hole manganese catalyst.
 Engineered for streamlined catching and crushing of odor-causing elements over an impressive surface area of 1750m² (approx. 7 tennis courts).

Applicable Models


- MSZ-FA25VA
- MSZ-FA35VA

Specifications

Material	Aluminum oxide, Silicon dioxide, Manganese dioxide, Cupric dioxide
Color	Black

Dimensions

Unit : mm

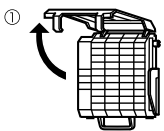


How to Use / How to Install

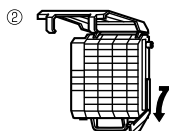
CAUTION

- Carefully handle the deodorizing ceramic filter as the filter is fragile.

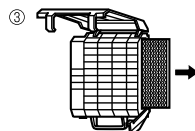
REPLACEMENT OF THE DEODORIZING CERAMIC FILTER



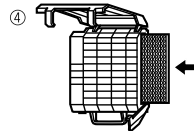
Release the two knobs to open the PLASMA DEODORIZING filter unit.



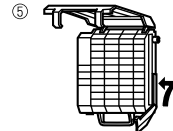
Pull the side knobs outward and then forward to remove, as illustrated above.



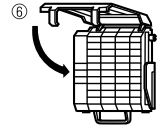
Pull out the deodorizing ceramic filter from the side of the unit.



Insert the new deodorizing ceramic filter from the side of the unit.



Put back the side knobs to the original position.



Put back the two knobs to the original position.

CAUTION:

- Install the deodorizing ceramic filter correctly.
- Touching the filter directly can cause the stain on your hands.
- The PLASMA DEODORIZING filter unit may not operate properly if the deodorizing ceramic filter is not installed. Be sure to install the deodorizing ceramic filter.