

Photo



Descriptions

TO BE CONFIRMED

Applicable Models

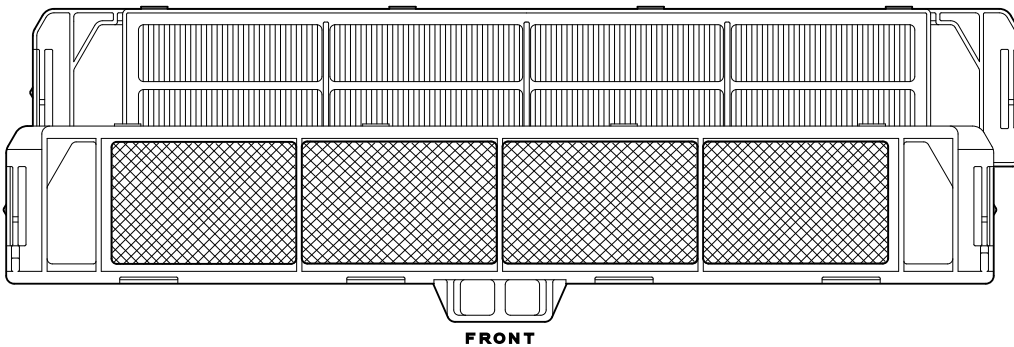
- MS-GA50VB ■ MSH-GA60VB
- MS-GA60VB ■ MSH-GA80VB
- MS-GA80VB ■ MSH-CA50VB
- MSH-GA50VB

Specifications

TO BE CONFIRMED

Dimensions

Unit : mm



How to Use / How to Install

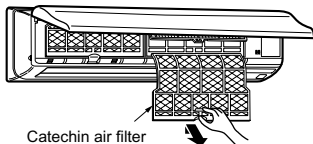
REPLACEMENT OF THE AIR CLEANING FILTER (OPTION)

When the capacity is lowered because of dirt, etc., it is necessary to replace the air cleaning filter.

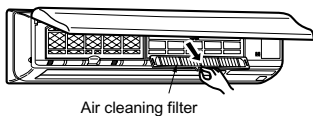
Air cleaning filter replacement

About once every 4 months

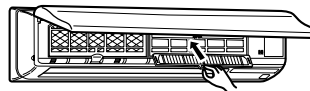
- 1 Remove the catechin air filter.



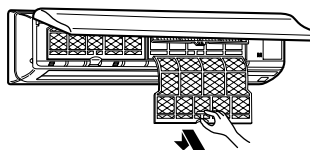
- 2 Remove the air cleaning filter (White bellows type).



- 1 Install a new air cleaning filter.



- 2 Install the catechin air filter and securely close the front panel.



Air cleaning filter

- If the air cleaning filter is clogged, it may lower the unit's capacity or cause condensation at the air outlet.
- The air cleaning filter is disposable. The standard usable term is about 4 months. However, if the colour of the filter turns to dark brown, replace the filter at once.